

# 4th Grade Announcements

Your slideshow name=your date


Share with marjorie and jori

**WE HAVE TO BE ABLE TO EDIT**  
check for comments

You come in the day before you are assigned!


If you can come early, make sure Mrs. Dahl knows and then come to the Production Lab at 7:45. YOU WILL NEED A PRESS PASS


Otherwise check in with your teacher and then come to LMC office and get Mrs. Dahl to tape you.



Your teacher has a schedule and knows you need to come.

You can bring one student from your classroom to be part of your news crew. Or you can ask Mrs. Dahl and she will choose a news crew partner and make sure they are in the Production Lab to help you present your announcements.





Your announcement will be  
shown on your day.

You are giving news for the next day.  
For example your slide will say:

Lunch tomorrow will be



# Slide #1

Type in: **Good day staff and students.**

Today is: The day, Month, Date, and Year

For example: **Tuesday, September 3rd, 2014**

Then: **Template designed by: Your Name**

You may add pictures, graphics, or unique backgrounds to individualize

## Slide #2 and 3

On slide #2 look up what is for **breakfast the next day** on our school website and copy and paste it in. Find pictures to go along with the menu choices.

Slide #3: **Lunch tomorrow the Classic meal will be:**

## Slide #4 & #5

For lunch tomorrow the  
Newton meal will be:

For lunch tomorrow the Bento  
Box will be:

# Slide #6

On slide #6: Look up the **weather for the next day** and type information such as:

temperature, wind speed and direction, amount of sunshine, time of sunrise/sunset.



# Slide #7

This is for “**Special Announcements**”  
Examples are: holidays, fundraisers,  
special events, and public service  
announcements.



# Slide #8

Let's watch this video together and a picture that goes along with this

# Slide #9

Type: **Please join us for the Pledge of Allegiance.** Insert a picture of an American flag.

On Wednesdays you will also need to add: **and singing of the Star Spangled Banner**



# #10 Last Slide

Make it a great day. You can also include:

Quote of the day

Joke of the day

Interesting fact

On this day this happened...

Message needs to be positive-appropriate

for school. Pictures need to go along

with message

# Text and pictures on left side

Writing and pictures need to be on this side of your slide

You will be standing on this side

**OPEN  
THIS SIDE  
ONLY**



# Pictures have to be truthful!

Remember the pictures you choose need to go along with your text.

You need to deliver an accurate message.

# This is an important job!

Your audience is almost 600 students, all teachers, all staff, and anyone else in the building at the time it is shown.

Many people are depending on you to write and then present your announcement as best as you can.

**Remember if you need any help or have any questions or concerns ask Mrs. Dahl or Ms. Brunner as soon as possible.**

**We are here to help you and make this a positive experience for you!**

**DO NOT WAIT UNTIL THE DAY OF YOUR TAPING!**